

Western Reitturnier



TAXI RANCH OPEN

4. MAI 2019

Welzheim-Breitenfürst

AQHA / DQHA Show

Zuschauer sind
herzlich willkommen!

DEUTSCHE
QUARTER
HORSE
ASSOCIATION

AMERICAN
QUARTER
HORSE
ASSOCIATION

Sponsoren Taxi Ranch Open

Landhandel Gütlin, Horner Mühle

Thomas Bauer, Hufbeschlag

Landtechnik Kieß

STILL Gabelstapler

Knauff

Silverado

Pb MeTech GmbH

Westernwelt. Com

Matthias Fischer

Backparadies Berroth

Sandra Hillenbrand

Thea Schaaf

Be Allaround - Andrea Schmid

Tanja Schaile Kiesel

Phillip Widlicky

Nicole Rück

Degele Wieslaufmühle

AWILOG-Transport GmbH



Zeitplan Taxi Ranch Open

Samstag, 4. Mai 2019

7:30	103100 Yearling Stallions / Entries: 1	1
	103400 Aged Stallions / Entries: 2	2
	<i>Grand/Reserve Champion Stallions</i>	
	107500 Two Yr Old Geldings / Entries: 1	1
	107600 Three Yr Old Geldings / Entries: 1	1
	107700 Aged Geldings / Entries: 2	2
	177000 Performance Halter Geldings / Entries: 1	1
	<i>Grand/Reserve Champion Geldings</i>	
	105400 Yearling Mares / Entries: 1	1
	105600 Three Yr Old Mares / Entries: 2	2
	105700 Aged Mares / Entries: 4	4
	175000 Performance Halter Mares / Entries: 1	1
	<i>Grand/Reserve Champion Mares</i>	
8:30	212002 L1 Amt Showmanship at Halter / Entries: 7	7
	412002 L1 Youth Showmanship at Halter / Entries: 2	2
	DN120 RO-Einsteiger Showmanship At Halter / Entries: 8	8
	212000 Amt Showmanship at Halter / Entries: 1	1
	412000 Youth Showmanship at Halter / Entries: 2	2
	<i>Trail Aufbau</i>	
10:00	138004 L1 Trail / Entries: 5	5
	238002 L1 Amt Trail / Entries: 5	5
	438002 L1 Youth Trail / Entries: 2	2
	DN380 RO-Einsteiger Trail / Entries: 8	8
	138000 Trail / Entries: 6	6
	238000 Amt Trail / Entries: 3	3
	438000 Youth Trail / Entries: 2	2
	<i>Trail Abbau - Mittagspause</i>	
12:45	142004 L1 Western Pleasure / Entries: 5	5
	142000 Western Pleasure / Entries: 5	5
	242002 L1 Amt Western Pleasure / Entries: 3	3
	442002 L1 Youth Western Pleasure / Entries: 2	2
	442000 Youth Western Pleasure / Entries: 2	2
	136004 L1 Western Riding / Entries: 3	3
	136000 Western Riding / Entries: 4	4
	436002 L1 Youth Western Riding / Entries: 1	1
	S007 Führzügelklasse / Entries: 2	2
15:00	143004 L1 Ranch Riding / Entries: 2	2
	243002 L1 Amt Ranch Riding / Entries: 7	7
	DN430 RO-Einsteiger Ranch Riding / Entries: 9	9
	143000 Ranch Riding / Entries: 7	7
	243000 Amt Ranch Riding / Entries: 6	6
	180 RO-Ranch Riding Quali Messe / Entries: 8	8

Zeitplan Taxi Ranch Open

17:30	234002 L1 Amt Reining / Entries: 7	7
	234000 Amt Reining / Entries: 3	3
	240002 L1 Amt Western Horsemanship / Entries: 7	7
	440002 L1 Youth Western Horsemanship / Entries: 2	2
	DN400 RO-Einsteiger Western Horsemanship / Entries: 4	4
	440000 Youth Western Horsemanship / Entries: 2	2
	181 RO-Ranch Trail Quali Messe / Entries: 6	6
	Ende	

ACHTUNG:

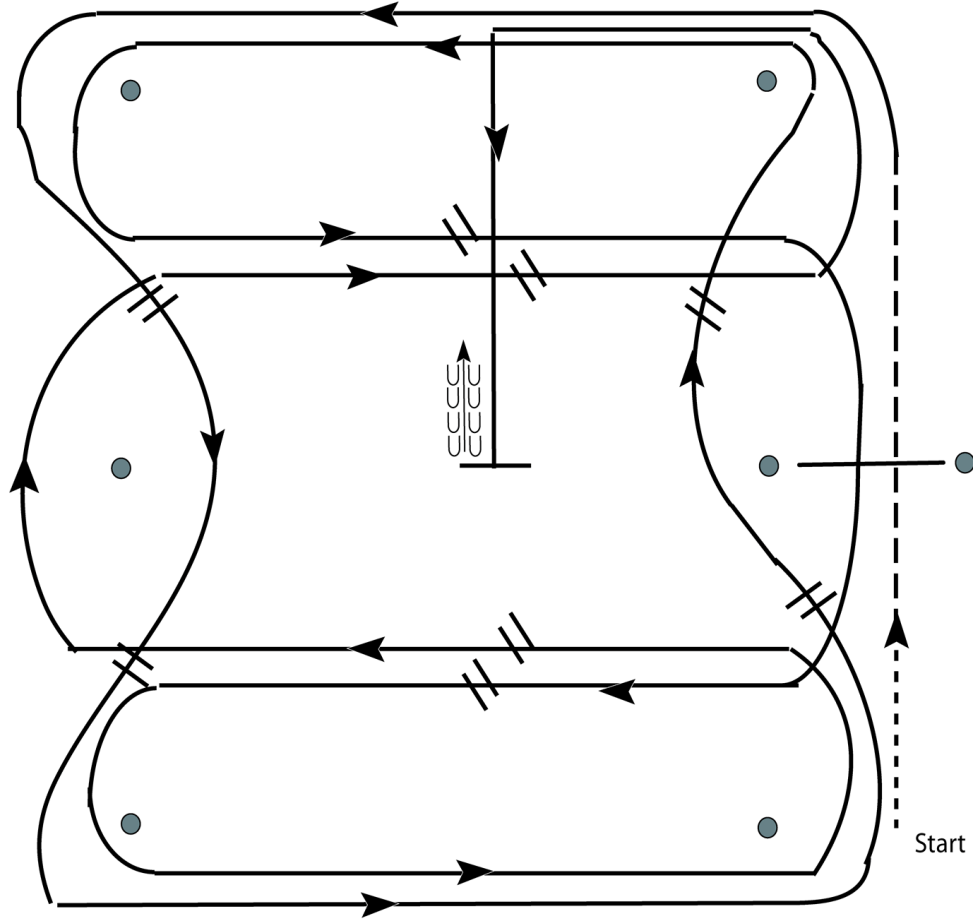
Die Klassen können, wenn der Zeitplan es zulässt, auch bis zu 30 Minuten vor der angegebenen Startzeiten beginnen. Bitte unbedingt auf die Ansagen während des Tages achten. Die Teilnehmer sind selbst für das rechtzeitige Erscheinen zu den Prüfungen verantwortlich!



Taxi Ranch Open

Western Riding (Alle Western Riding Klassen)

Show Date: 05-04-2019



1. Walk, transition to jog, jog over log.
2. Transition to the lope, on the left lead.
3. First line change.
4. Second line change.
5. Third line change.
6. Fourth line change.
7. First crossing change.
8. Lope over the log.
9. Second crossing change.
10. Third crossing change.
11. Fourth crossing change.
12. Lope, stop and back.

[WR/OP-5]

Pattern Provided by:
Michaela Kayser

w w w . H o r s e S h o w P a t t e r n s . c o m

w w w . H o r s e S h o w P a t t e r n s . c o m

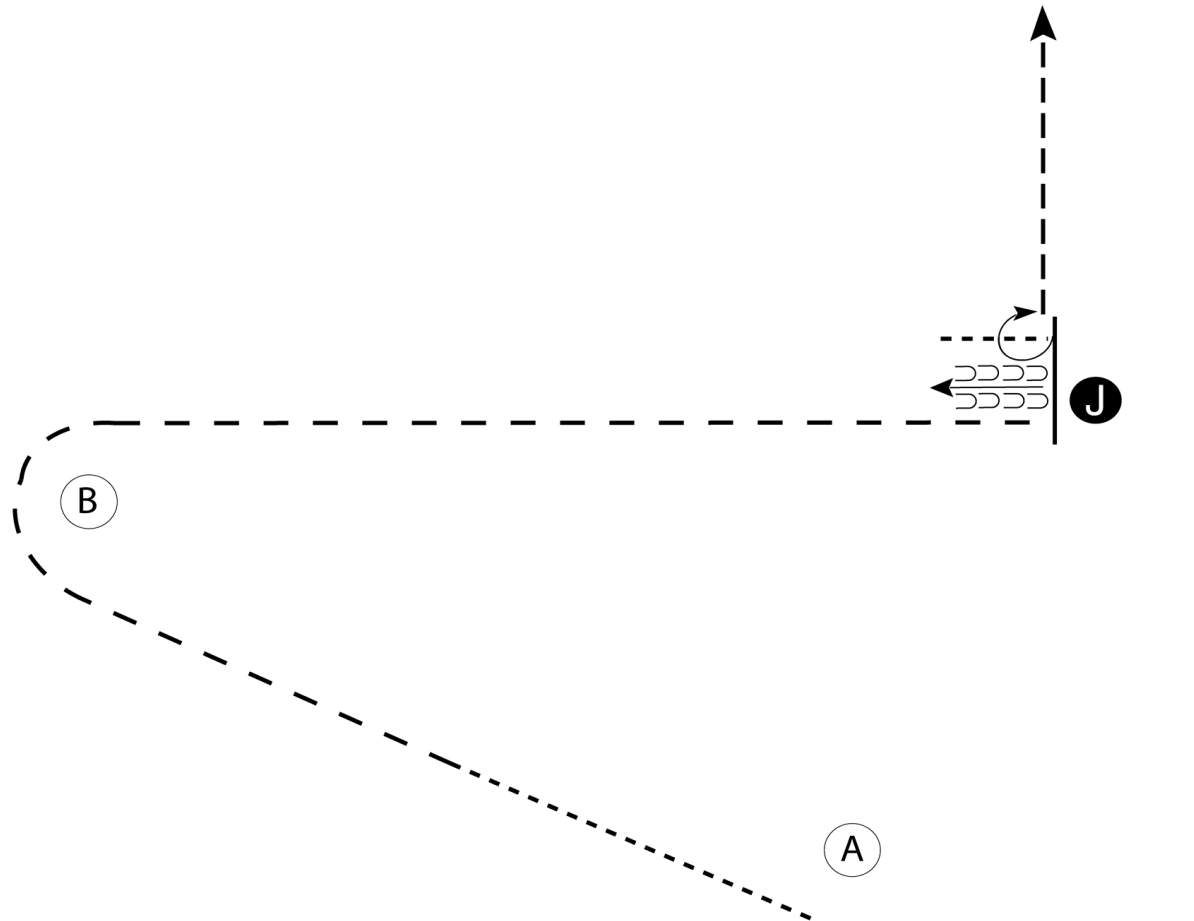
Taxi Ranch Open

Showmanship (L1 Amateur/L1 Youth/RO)

Show Date: 05-04-2019

w w w . H o r s e S h o w P a t t e r n s . c o m

w w w . H o r s e S h o w P a t t e r n s . c o m



1. Begin at A. Walk halfway to B
2. Trot to and around B to the Judge
3. Stop and back one horse length
4. Walk to the Judge and set up for inspection
5. When dismissed perform a 270 degree turn and trot to the line-up

Walk	-----
Trot	—————
Back	← 〰〰〰
Marker	Ⓟ
Judge	Ⓝ

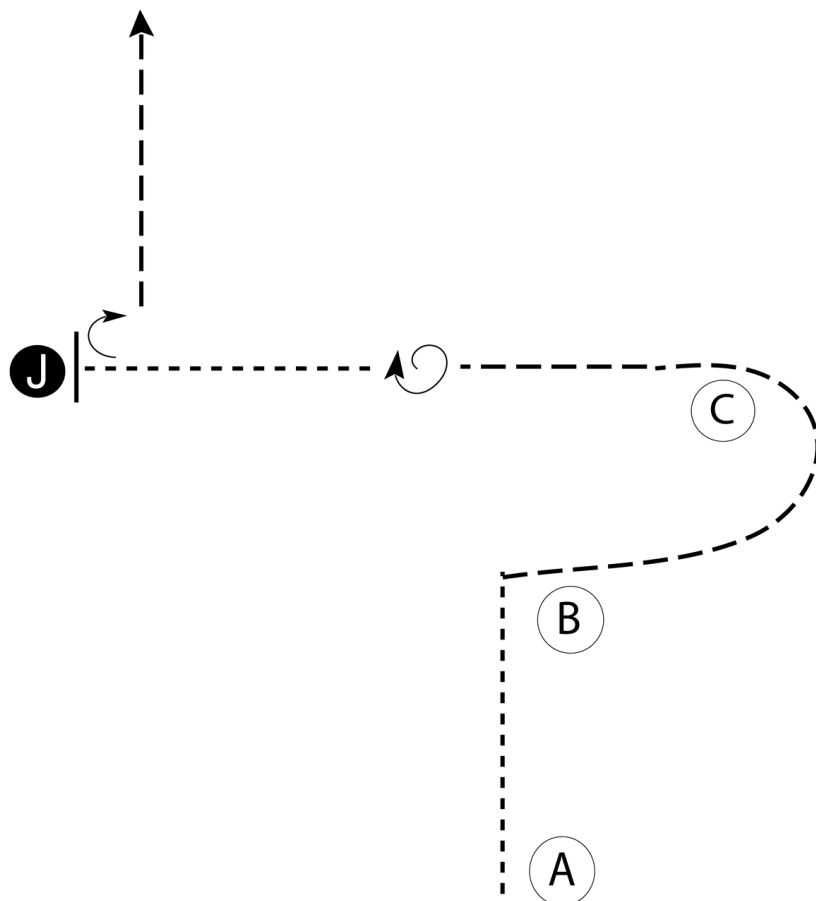
[S/1-15]

Pattern Provided by:
Michaela Kayser

Taxi Ranch Open

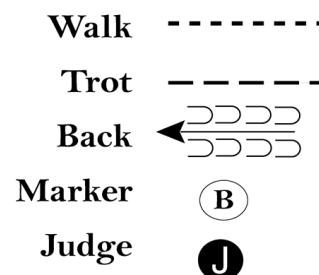
Showmanship (Amateur/Youth)

Show Date: 05-04-2019



Be ready at A.

1. Walk to B.
2. Trot from B and around C as shown.
3. Halfway between C and the judge, stop and do a 360 degree turn.
4. Walk to judge and set up for inspection.
5. When dismissed, do a 90 degree turn and trot away.



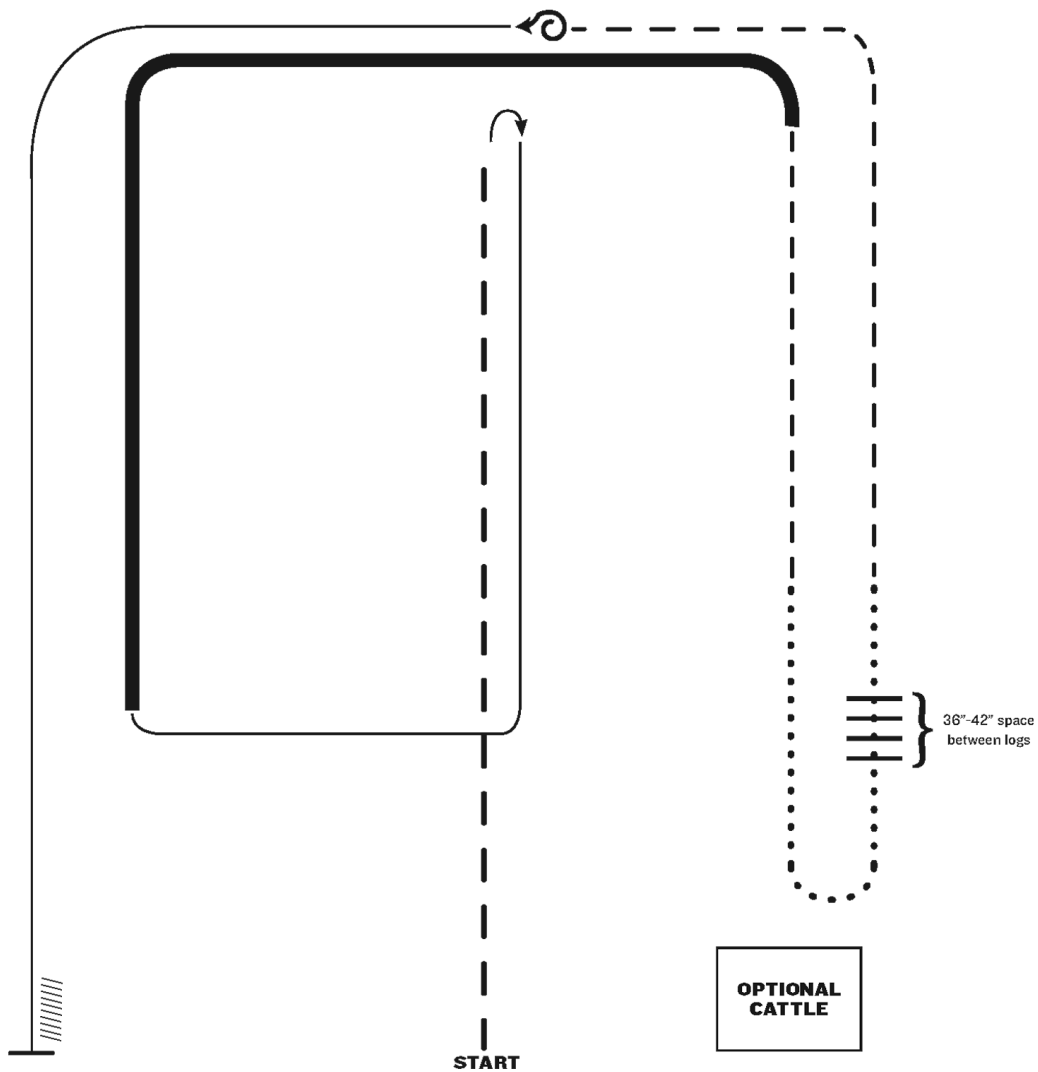
[S/2-21]

Pattern Provided by:
Michaela Kayser

Taxi Ranch Open

Ranch Riding (L1 Amateur/L1 Youth/L1 Open/RO)

Show Date: 05-04-2019



1. Extended trot
2. Stop, rollback right
3. Lope right lead
4. Extended lope (right lead)
5. Trot
6. Walk
7. Walk over logs
8. Walk
9. Trot
10. Stop, 360 left
11. Lope left lead
12. Stop and back

Note: The drawn description of this pattern is only intended for the general depiction of the pattern. Exhibitors should utilize the arena space to best exhibit their horses.

[RR/AQHA-15]

Pattern Provided by:
Michaela Kayser

w w w . H o r s e S h o w P a t t e r n s . c o m

w w w . H o r s e S h o w P a t t e r n s . c o m

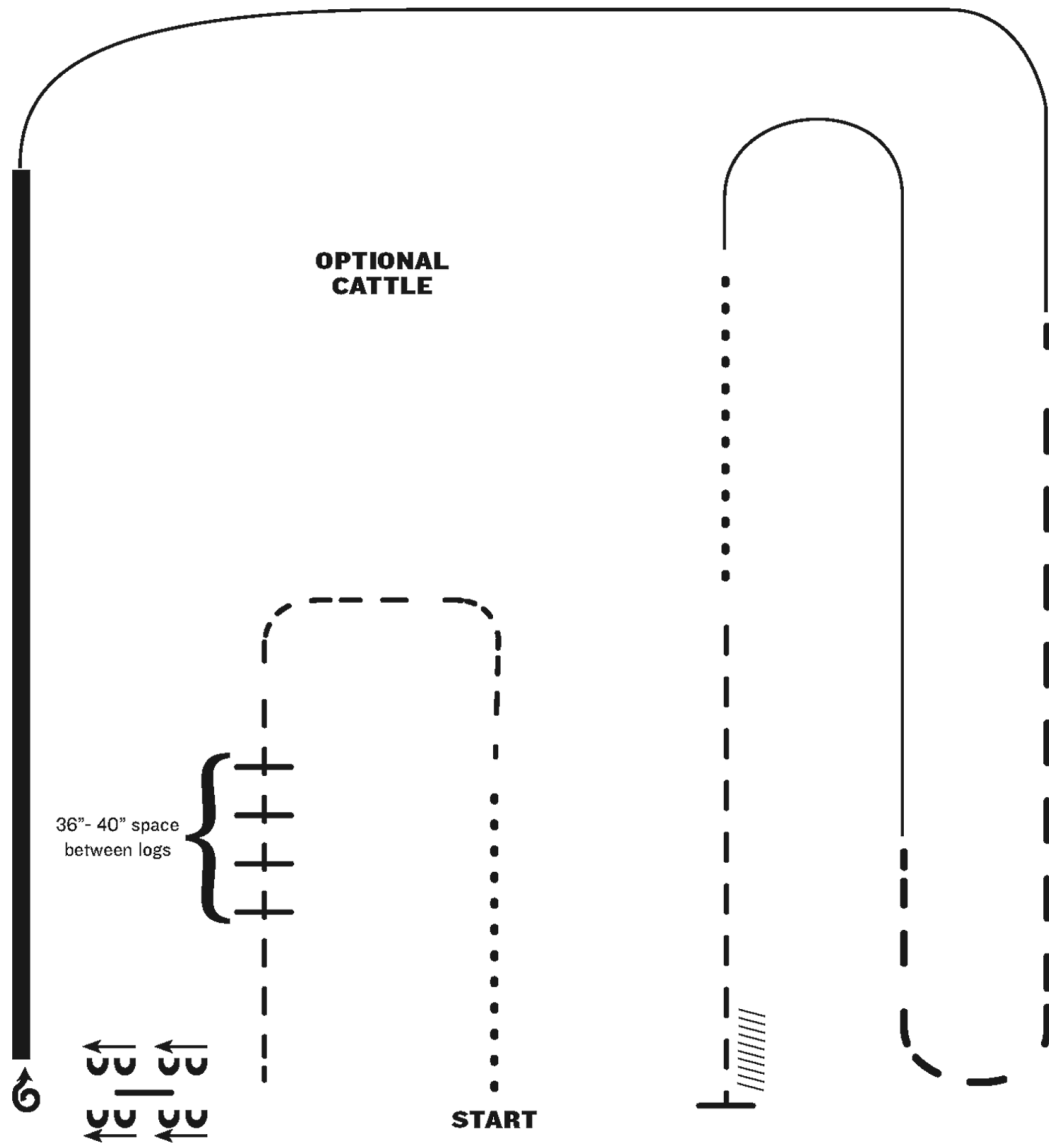
Taxi Ranch Open

Ranch Riding (Amateur/Youth/Open/Quali)

Show Date: 05-04-2019

w w w . H o r s e S h o w P a t t e r n s . c o m

w w w . H o r s e S h o w P a t t e r n s . c o m




1. Walk
2. Trot
3. Trot logs
4. Side pass right
5. 1 1/2 turns right
6. Extended lope (right lead)
7. Lope right lead
8. Extended trot
9. Lope left lead
10. Walk
11. Trot
12. Stop and back

Note: The drawn description of this pattern is only intended for the general depiction of the pattern. Exhibitors should utilize the arena space to best exhibit their horses.

[RR/AQHA-12]

Pattern Provided by:
Michaela Kayser



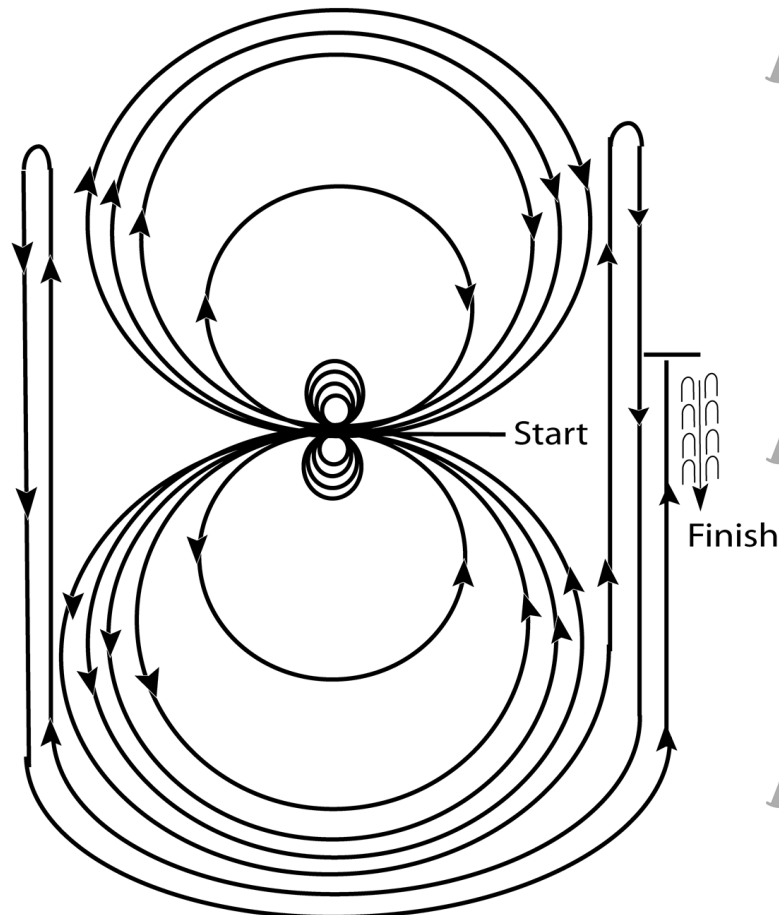
STEFFANIE BUBENZER

PERFORMANCE HORSES

Taxi Ranch Open

Reining (L1 Amateur/L1 Youth/L1 Open)

Show Date: 05-04-2019



Horses must walk or stop prior to starting pattern. Beginning at the center of the arena facing the left wall or fence.

1. Beginning on the left lead, complete three circles to the left: the first two circles large and fast; the third circle small and slow. Stop at the center of the arena.
2. Complete four spins to the left. Hesitate.
3. Beginning on the right lead, complete three circles to the right: the first two circles large and fast; the third circle small and slow. Stop at the center of the arena.
4. Complete four spins to the right. Hesitate.
5. Beginning on the left lead, run a large fast circle to the left, change leads at the center of the arena, run a large fast circle to the right, and change leads at the center of the arena.
6. Continue around previous circle to the left but do not close this circle. Run up the right side of the arena past the center marker and do a right rollback at least twenty feet (6.09m) from the wall or fence – no hesitation.
7. Continue around previous circle but do not close this circle. Run up the left side of the arena past the center marker and do a left rollback at least twenty feet (6.09m) from the wall or fence – no hesitation.
8. Continue back around previous circle but do not close this circle. Run up the right side of the arena past the center marker and do a sliding stop at least twenty feet (6.09m) from the wall or fence. Back up at least ten feet (3m). Hesitate to demonstrate completion of the pattern. Rider may drop bridle to the designated judge.

[R/AQHAP-5]

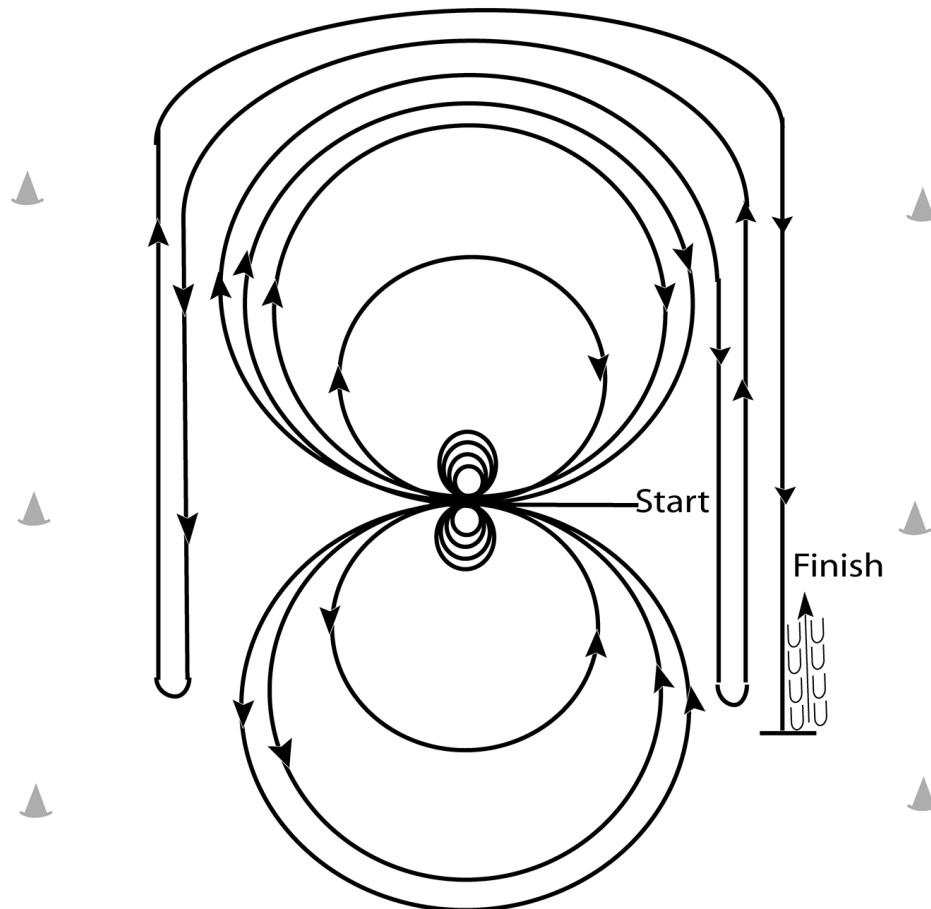
Pattern Provided by:

Michaela Kayser

Taxi Ranch Open

Reining (Amateur/Youth/Open)

Show Date: 05-04-2019




Horses must walk or stop prior to starting pattern. Beginning at the center of the arena facing the left wall or fence.

1. Complete four spins to the left.
 2. Complete four spins to the right. Hesitate.
 3. Beginning on the right lead, complete three circles to the right: the first circle large and fast; the second circle small and slow; the third circle large and fast. Change leads at the center of the arena.
 4. Complete three circles to the left: the first circle large and fast; the second circle small and slow; the third circle large and fast. Change leads at the center of the arena.
 5. Begin a large fast circle to the right but do not close this circle. Run straight down the right side of the arena past the center marker and do a left rollback at least twenty feet (6.09m) from the wall or fence – no hesitation.
 6. Continue back around the previous circle but do not close this circle. Run down the left side of the arena past the center marker and do a right rollback at least twenty feet (6.09m) from the wall or fence – no hesitation.
 7. Continue back around the previous circle but do not close this circle. Run down the right side of the arena past the center marker and do a sliding stop at least twenty feet (6.09m) from the wall or fence. Back up at least ten feet (3m). Hesitate to demonstrate completion of the pattern.
- Rider may drop bridle to the designated judge.

[R/AQHAP-8]

Pattern Provided by:

Michaela Kayser



Taxi Ranch Open

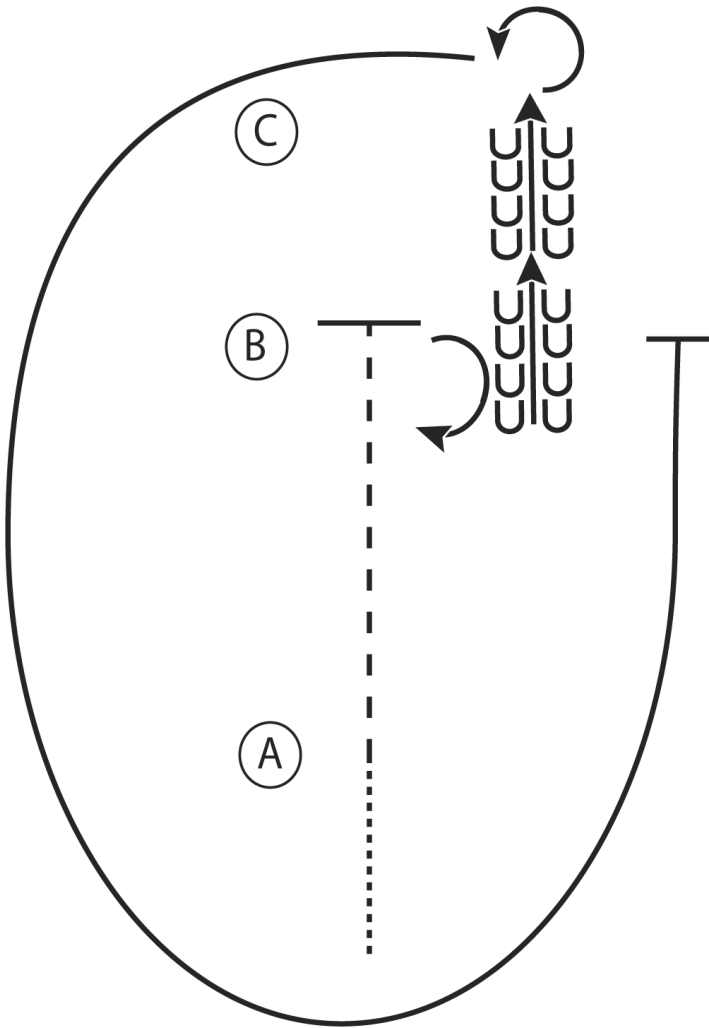
Western Horsemanship (L1 Amateur/L1 Youth/RO)

Show Date: 05-04-2019

w w w . H o r s e S h o w P a t t e r n s . c o m

w w w . H o r s e S h o w P a t t e r n s . c o m

1. Walk to A
2. Jog A to B
3. Stop at B and perform a 180 degree turn to the right
4. Back to C
5. At C perform a 270 degree turn to the left
6. Lope a circle around A, returning to B
7. Stop at B



Walk
Jog	-----
Extended Jog	-----
Lope	————
Leg Yield	
Lead Change	↙
Back	←←←
Marker	Ⓚ
Sidepass	←←←

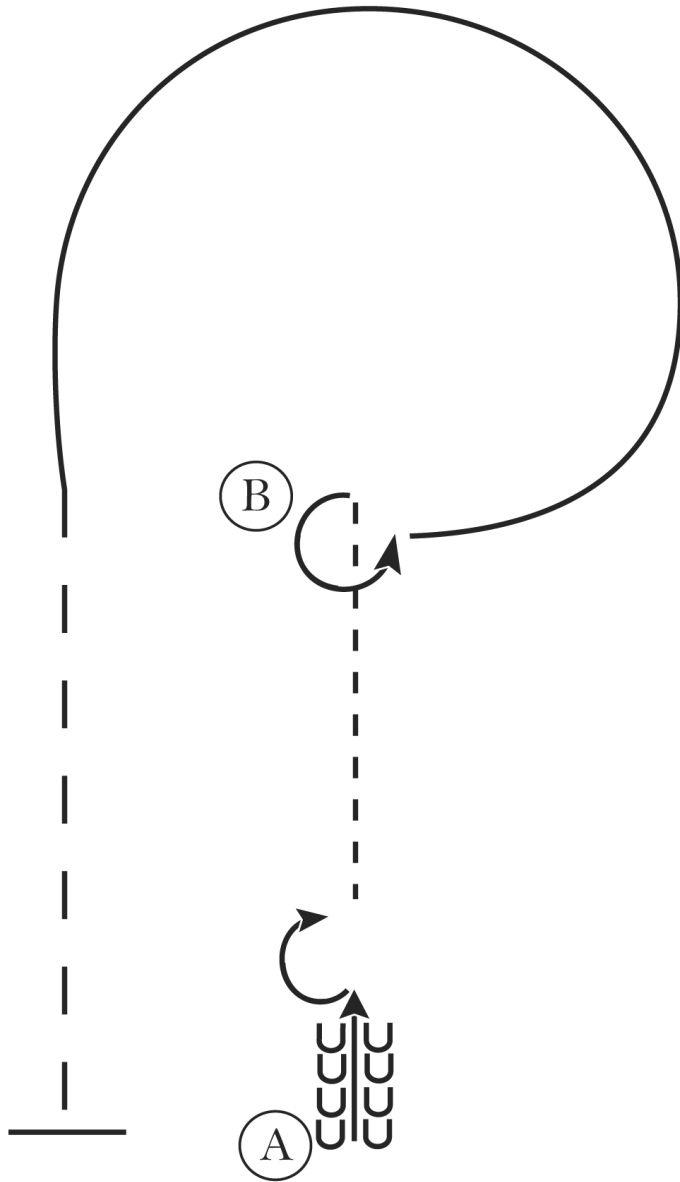
[WH/2-14]

Pattern Provided by:
Michaela Kayser

Taxi Ranch Open

Western Horsemanship (Amateur/Youth)

Show Date: 05-04-2019



1. Back 4 steps at A.
2. Perform a 180 degree turn to the right.
3. Jog to B.
4. At B perform a 270 degree turn to the left .
5. Lope a circle around B on the left lead.
6. At B extend the jog to A.
7. At A stop.

Walk
Jog	-----
Extended Jog	-----
Lope	—————
Leg Yield	
Lead Change	———/———
Back	←←←←← ←←←←←
Marker	(B)
Sidepass	←←←←←

[WH/2-8]

Pattern Provided by:

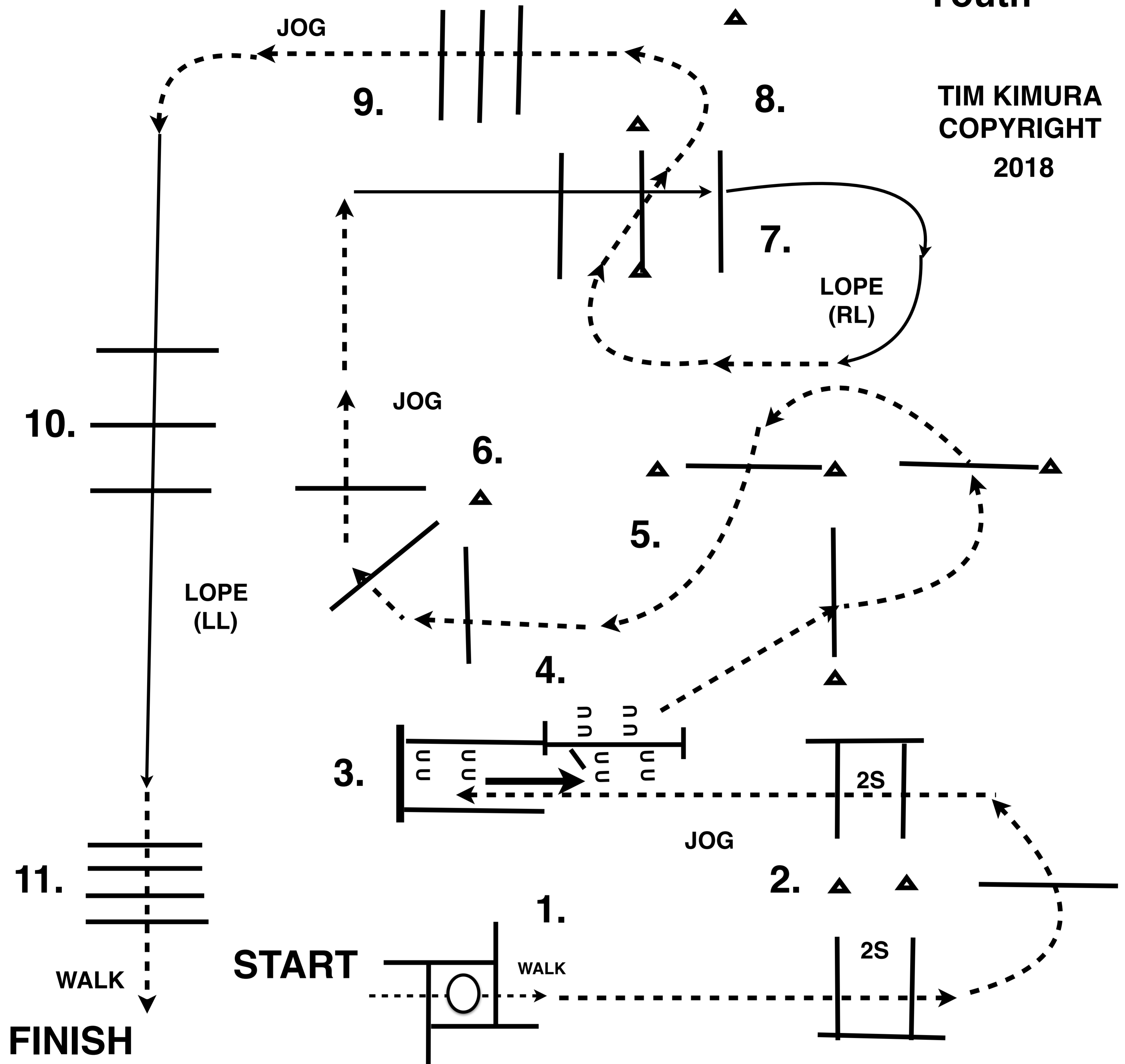
Michaela Kayser

SET 4

COURSE 4

Open
Amateur
Youth

TIM KIMURA
COPYRIGHT
2018



1. WALK INTO BOX, TURN 360° EITHER WAY, WALK OUT
2. JOG OVER POLES AND INTO CHUTE
3. BACK UP TO GATE
4. WORK GATE RIGHT HAND
5. JOG SERPENTINE
6. CONTINUE JOG OVER POLES
7. LOPE OVER POLES RIGHT LEAD
8. JOG SERPENTINE
9. CONTINUE JOG OVER POLES
10. LOPE OVER POLES LEFT LEAD

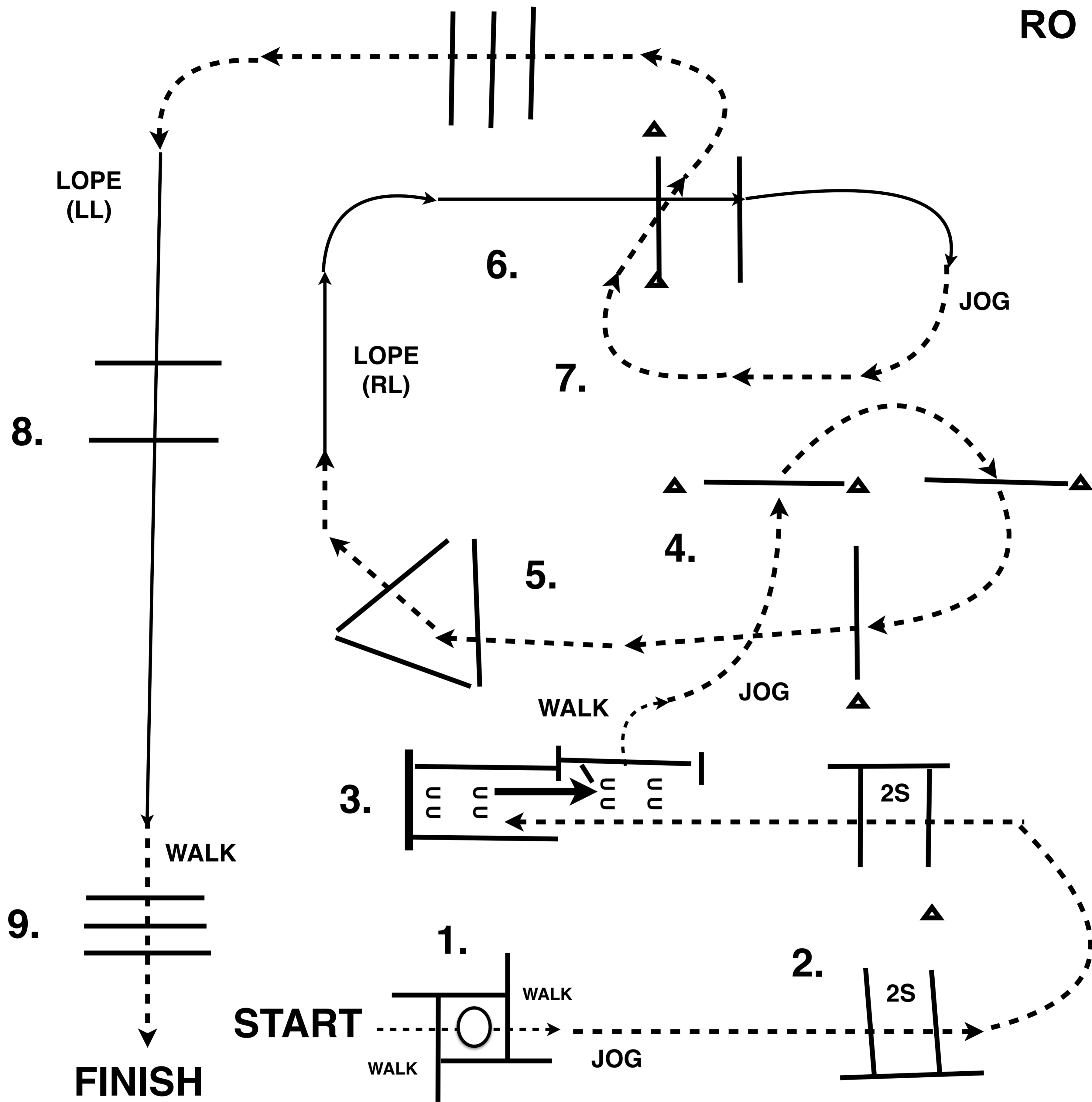
11. WALK OVER POLES

SET 4

COURSE 3

TIM KIMURA
COPYRIGHT 2018

L1 Open
L1 Amateur
L1 Youth
RO



1. WALK INTO BOX, EXECUTE A 360 TURN EITHER WAY, WALK OUT BOX.
2. JOG OVER 4 POLES, JOG INTO CHUTE.
3. BACK THRU CHUTE UP TO GATE. GATE: WALK THRU OPEN GATE.
4. JOG OVER 3 POLES, JOG AROUND CONES.
5. JOG THRU TRIANGLE AND JOG OVER 2 POLES.

6. LOPE OVER 3 POLES (RIGHT LEAD).
7. BREAK TO THE JOG, JOG OVER CENTER POLE AND KEEP JOGING OVER 3 MORE POLES.
8. LOPE OVER 3 POLES. (LEFT LEAD)
9. STOP OR BREAK TO THE WALK, WALK OVER 3 POLES.

Westernwelt.com

Sättel • Zubehör • Bekleidung



Westernwelt.com • Brühlweg 20 • 73553 Alfdorf
info@westernwelt.com • Tel. 07172 201430